

VITA

Inspired by Nature.
Refined by Technology.



VITA PHYSIODENS®

The premium denture teeth
for detailed prosthetics.





Premium denture tooth

VITA PHYSIODENS®

Unique. Sophisticated. Exceptional.

VITA PHYSIODENS are premium denture teeth made of high-quality MRP composite, inspired by nature.

Thanks to a lifelike shape and natural contours, the high-end tooth meets maximum demands for esthetics, individuality and function.

The sophisticated tooth design allows patient-oriented solutions in total, partial and implant-retained dentures.

The posterior teeth are characterized by fully anatomical occlusal surfaces that are modeled according to natural morphology – for optimum function and distribution of occlusal forces.

This results in dentures that impress at first glance.



Unique


Wide range of shades and shapes in a detailed design – inspired by nature.

Sophisticated

Designed for maximum function with versatile and flexible use.

Exceptional

High-quality MRP material, functionality and esthetics for the highest demands.



Find out more



VITA PHYSIODENS teeth combine natural esthetics with functional precision. They offer reliable occlusal stability and long-term clinical success – without compromising individualization."

Dr. Sanja Štefančić
Dentist, Zagreb, Croatia

Naturally individual.

Devotion to detail

Details are what truly matters: VITA PHYSIODENS is complex like a natural tooth – with beautifully crafted details for impressive esthetics.



Individual edge characteristics



Lively play of light



Delicate texture accents



Natural surface structure

Natural variety

VITA PHYSIODENS is available in all 16 VITA classical A1-D4 shades, 26 VITA SYSTEM 3D-MASTER, as well as two bleached shades. With 29 anterior tooth moulds (21 UJ, 8 LJ) and 12 posterior tooth moulds (6 UJ, 6 LJ), the range offers a variety of applications.

The wide selection of shades and shapes allows harmonious integration into the remaining dentition – ideal for partial and combination dentures. VITA PHYSIODENS remains shade-stable, even with thin grinding.



// The natural incisal edges give every setup a lifelike, individual characterization – which is precisely what makes the difference."

Viktor Fürgut
Dental Technician, Ravensburg, Germany



// The finely crafted contours and the detailed surface structure create an impressively natural effect."

Dr. Julián Conejo
Dentist, Philadelphia, USA

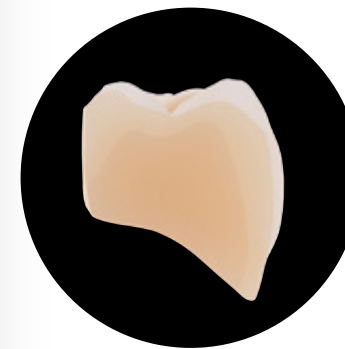


Go to
case reports

Sophisticated tooth design.

Can be combined in a variety of ways

Whether a classic full denture, partial denture or implant-supported restoration – VITA PHYSIODENS is suitable for a wide variety of indications. For telescope, cone or attachment restorations as well, the tooth impresses with its form stability and combination possibilities.



Large tooth volume



Pronounced cervical dimension



Reliable masking

Balanced tooth dimensions

The harmonious design in the interdental and cervical area allows a flexible setup – even in limited space.

The tooth can be easily rotated and positioned, without having to hide gaps.



Balanced tooth dimensions
for a closed interdental area



Exceptional functionality.

Tooth design for maximum function

Thanks to the natural labial curvature and distinctive labial surface, VITA PHYSIODENS supports the facial characteristics around the mouth and lips.



Distinctive labial surface

The pronounced blade shape with characteristic palatal bars enables the dental technician to create incisal contacts easily and quickly.



Pronounced palatal bars

Naturally fully anatomical

VITA PHYSIODENS is a fully anatomical tooth – inspired by the shape, size and function of natural teeth. The pronounced occlusal surface and cusp relief follows the natural morphology and is also ideally suited to partial dentures.

All setup concepts for fully anatomical teeth can be easily implemented with VITA PHYSIODENS. The tooth is especially suited for BIO-Logical Prosthetic (BLP) according to Dr. E. End – the only setup system that is consistently oriented to the natural occlusion concept.

If the VITA PHYSIODENS anterior tooth is combined with a half anatomical posterior tooth, the VITAPAN LINGOFORM with its multifunctional occlusal surface design is a good option.



Maxillary cusp angle: approx. 30°



Functionally, VITA PHYSIODENS teeth deliver excellent results and are perfectly suited for the BLP setup system. Thanks to its well-designed geometry, they also support tooth arrangement regardless of the chosen setup concept, significantly simplifying the dental technician's work."

Samir Berisalić
Dental Technician, Celje, Slovenia



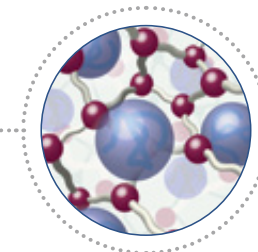
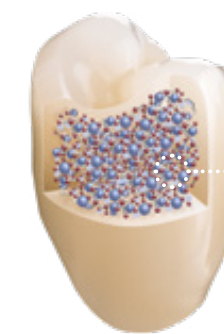
Go to the setup
guide

Exceptional material.

Quality „Made in Germany“

- VITA PHYSIODENS is developed and manufactured in Germany – with the highest precision and devotion to detail.
- The proven MRP composite (Microfiller Reinforced Polymer matrix) ensures high abrasion stability and reliable grinding.
- Thanks to the unique post-pressing method, the three layers – enamel, dentine and cervix – polymerize evenly and tightly:
No chipping, no flaking.

Highly networked polymer matrix with homogenously distributed, polymerized silicon dioxide fillers



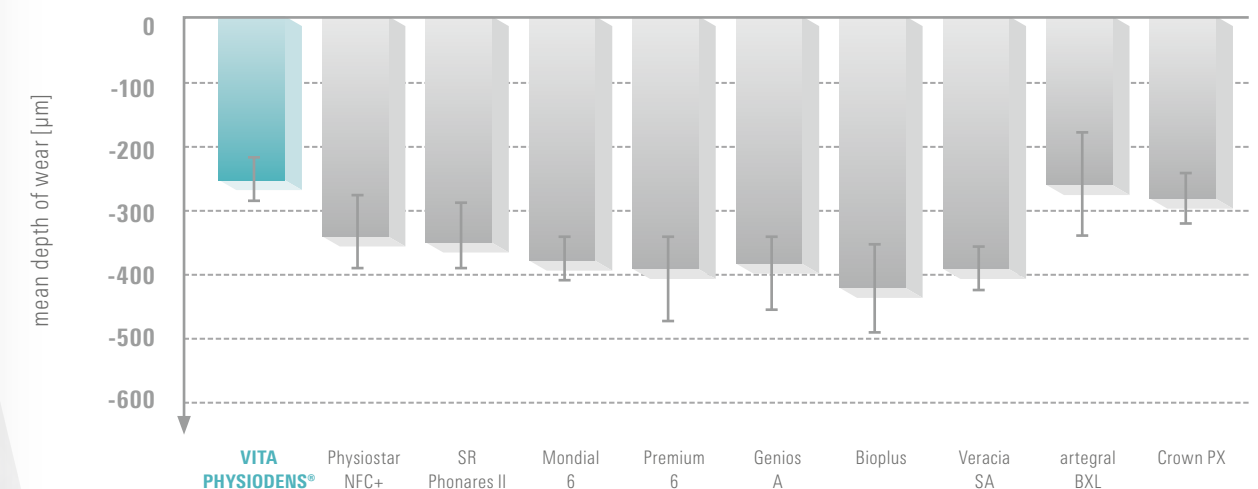
- PMMA**
Proven for decades: polymethylmethacrylate.
- Silanized fillers**
The SiO_2 filler improves the mechanical properties.
- Cross-linked matrix without MMA**
The cross-linking provides for a good bonding of all the material components.

Schematic structure of MRP composite; Source VITA R&D

Scientifically proven

In a pin-on-block wear test at the University of Regensburg, VITA PHYSIODENS was used as an example to show that VITA premium teeth literally have good chemistry. Out of the eight tooth lines that were compared, the VITA MRP technology showed significantly lower total wear than the competitor products.

Wear study



Source: University of Regensburg, Germany, Prof. Dr. M. Rosentritt, Test Report No. 280_2, Report 11/15 ([2] cf. 14. References)

A variety of shapes.

Anterior maxilla



Anterior maxilla

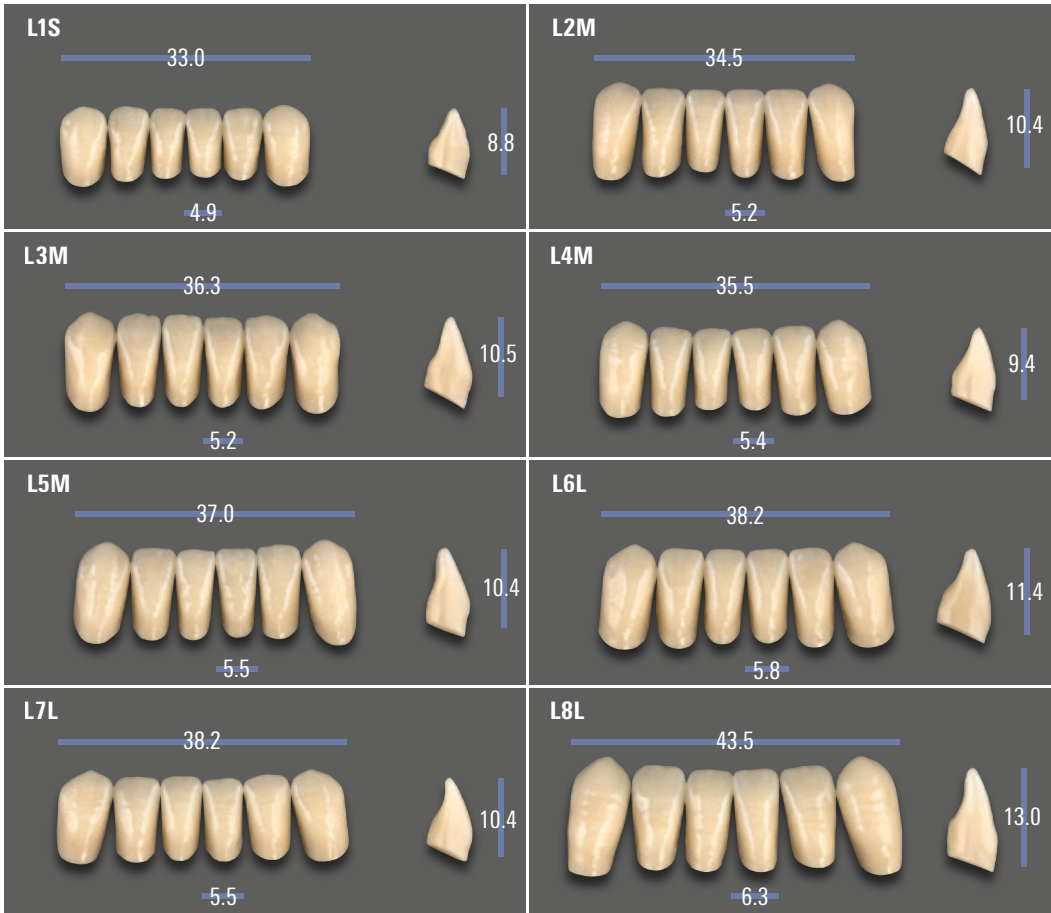


*Shape only available in VITA SYSTEM 3D-MASTER shades

28 x VITA SYSTEM 3D-MASTER® (0M1, 0M3, 1M1 – 5M3),
16 x VITA classical A1–D4® (A1, A2, A3, A3.5, A4, B1, B2, B3, B4, C1, C2, C3, C4, D2, D3, D4)

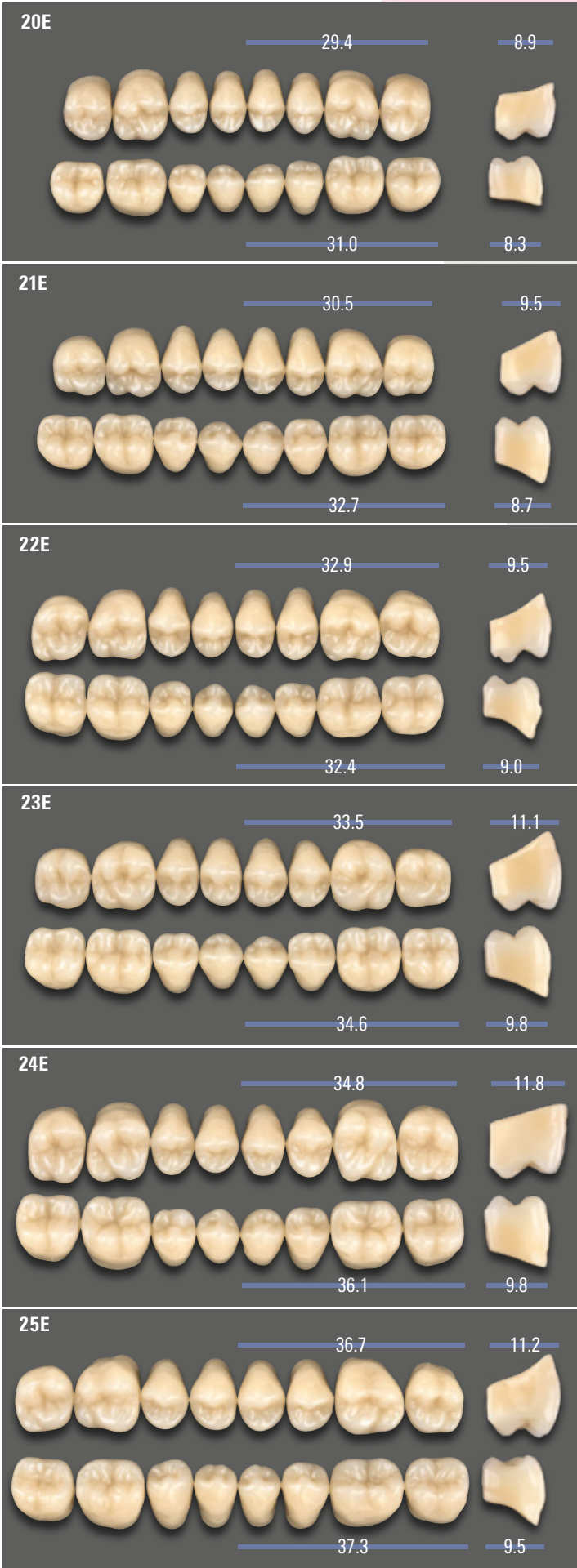
A variety of shapes.

Anterior mandible







28 x VITA SYSTEM 3D-MASTER® (0M1, 0M3, 1M1 – 5M3),
16 x VITA classical A1–D4® (A1, A2, A3, A3.5, A4, B1, B2, B3, B4, C1, C2, C3, C4, D2, D3, D4)





Posterior teeth







Combination table.

Recommended combinations

VITA PHYSIODENS	UJ / No.  mm	01S 42.3	02L 45.7	03M 47.2	04L 49.2	05L 50.1	06L 51.3
	LJ / No.  mm	L1S 33.0	L2M 34.5	L3M 36.3	L6L 38.2	L6L 38.2	L8L 43.5
VITA PHYSIODENS	UJ / No.  mm	21E 30.5	22E 32.9	23E 33.5	24E 34.8	24E 34.8	25E 36.7
	LJ / No.  mm	21E 32.7	22E 33.7	23E 34.6	24E 36.1	24E 36.1	25E 37.3


VITA PHYSIODENS	UJ / No.  mm	T6S 41.0	T2S 44.9	T1S 45.3	T3M 45.6	T4M 45.6	T5M 46.2	T6L 47.3	T7M 47.5	T8L 49.0	T9L 49.6
	LJ / No.  mm	L1S 33.0	L2M 34.5	L1S 33.0	L3M 36.3	L4M 35.5	L3M 36.3	L5M 37.0	L7L 38.2	L5M 37.0	L6L 38.2
VITA PHYSIODENS	UJ / No.  mm	21E 30.5	21E 30.5	20E 29.4	22E 32.9	22E 32.9	23E 33.5	23E 33.5	23E 33.5	24E 34.8	25E 36.7
	LJ / No.  mm	21E 32.7	21E 32.7	20E 31.0	22E 33.7	22E 33.7	23E 34.6	23E 34.6	23E 34.6	24E 36.1	25E 37.3

VITA PHYSIODENS	UJ / No.  mm	X1M 46.3	X2L 46.2	X3L 47.8	Z1S 44.1	Z2S 47.5
	LJ / No.  mm	L3M 36.3	L4M 35.5	L5M 37.0	L1S 33.0	L5M 37.0
VITA PHYSIODENS	UJ / No.  mm	23E 33.5	23E 33.5	24E 34.8	21E 30.5	22E 32.9
	LJ / No.  mm	23E 34.6	23E 34.6	24E 36.1	21E 32.7	22E 33.7

The information in the combination table is intended as a general, non-binding guide and can vary depending on the patient's individual situation.



Suitable solutions for processes.



Shade determination

VITA Easyshade V / VITA Easyshade LITE
or VITA Shade Guides



Shape determination

Tooth storage or lifelike mould chart



Denture teeth

VITA PHYSIODENS



Bonding

VITACOLL and VITAFOL



Characterization

VITA VM LC *flow* and VITA AKZENT LC



We are happy to help.

Hotline Sales Support

Phone +49 7761 562-884
Fax +49 7761 562-299
8 a.m. to 5 p.m. CET
info@vita-zahnfabrik.com

Technical Hotline

Phone +49 7761 562-222
Fax +49 7761 562-446
8 a.m. to 5 p.m. CET
info@vita-zahnfabrik.com



Please note:

Our products must be used according to the instructions for use. We cannot be held liable for damages resulting from incorrect handling or usage. The user is furthermore obliged to check the product before use with regard to its suitability for the intended area of application. We cannot accept any liability if the product is used in conjunction with materials and equipment from other manufacturers that are not compatible or not authorized for use with our product and this results in damage. The VITA Module Box is not a necessary part of the product. Publication of this product brochure: 2025-09

After publication of this product brochure, any previous versions become obsolete. The current version in each case is available at www.vita-zahnfabrik.com

VITA Zahnfabrik is certified, and the following products bear the mark **CE 0124: VITA PHYSIODENS®**

The products/systems of other manufacturers mentioned in this document are registered trademarks of the respective manufacturers.



References

Internal studies, VITA R&D:

VITA Zahnfabrik H. Rauter GmbH & Co. KG
Research and Development Division

Spitalgasse 3, 79713 Bad Säckingen, Germany
Dr. Berit Gödiker, project manager for VITA R&D,
VITA Zahnfabrik, Bad Säckingen

Detailed test data

See technical and scientific documentation
Download at www.vita-zahnfabrik.com



Additional information on VITA PHYSIODENS
<https://hs.vita-zahnfabrik.com/en/vita-physiodens>



VITA PHYSIODENS®

 **VITA Zahnfabrik H. Rauter GmbH & Co. KG**

Spitalgasse 3
79713 Bad Säckingen
Germany

Phone: +49 7761 562-0
Hotline: +49 7761 562-222

info@vita-zahnfabrik.com
www.vita-zahnfabrik.com

Follow us on
Social Media!

